



Port Malabar Rifle & Pistol Club – IDPA
First Shot
PMRPC

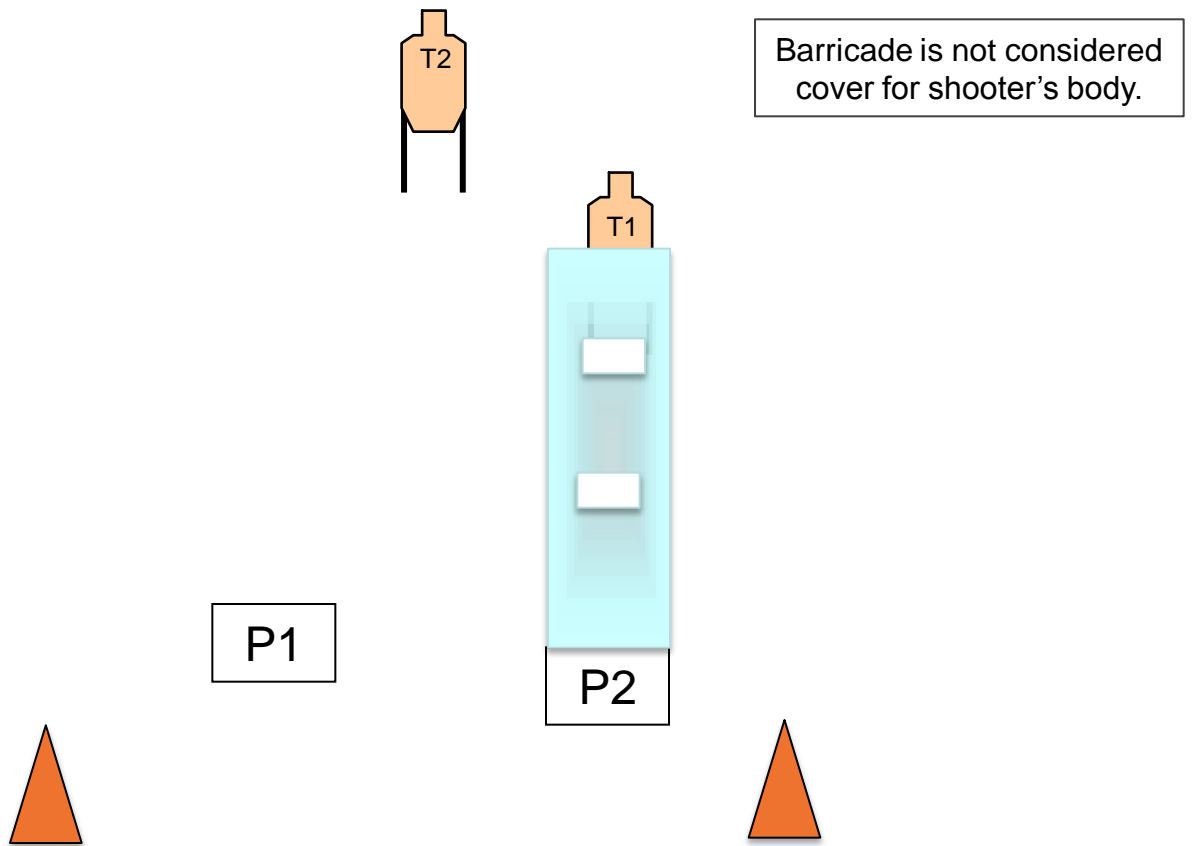


SCENARIO: Standards Drill

START POSITION: Standing left foot on marker P1, facing up range, gun loaded to 4 rounds only, holstered and concealed.

STAGE PROCEDURE: On signal turn, then draw and engage each target with two rounds in tactical priority **while moving** to P2.
Perform a Slide Lock reload and Re-engage each target from P2 through top access port.
Perform a Loaded Chamber reload and re-engage each target through low access port at P2.

STRINGS: 1
SCORING: 12 rnds min, LIMITED Vickers
TARGETS: 2 threat, 0 non threat, 0 Steel
SCORED HITS: Best 6 per target
START-STOP: Audible - Last shot
RULES: Current IDPA Rulebook
CONCEALMENT: Required





Port Malabar Rifle & Pistol Club – IDPA
Buddy Down
PMRPC

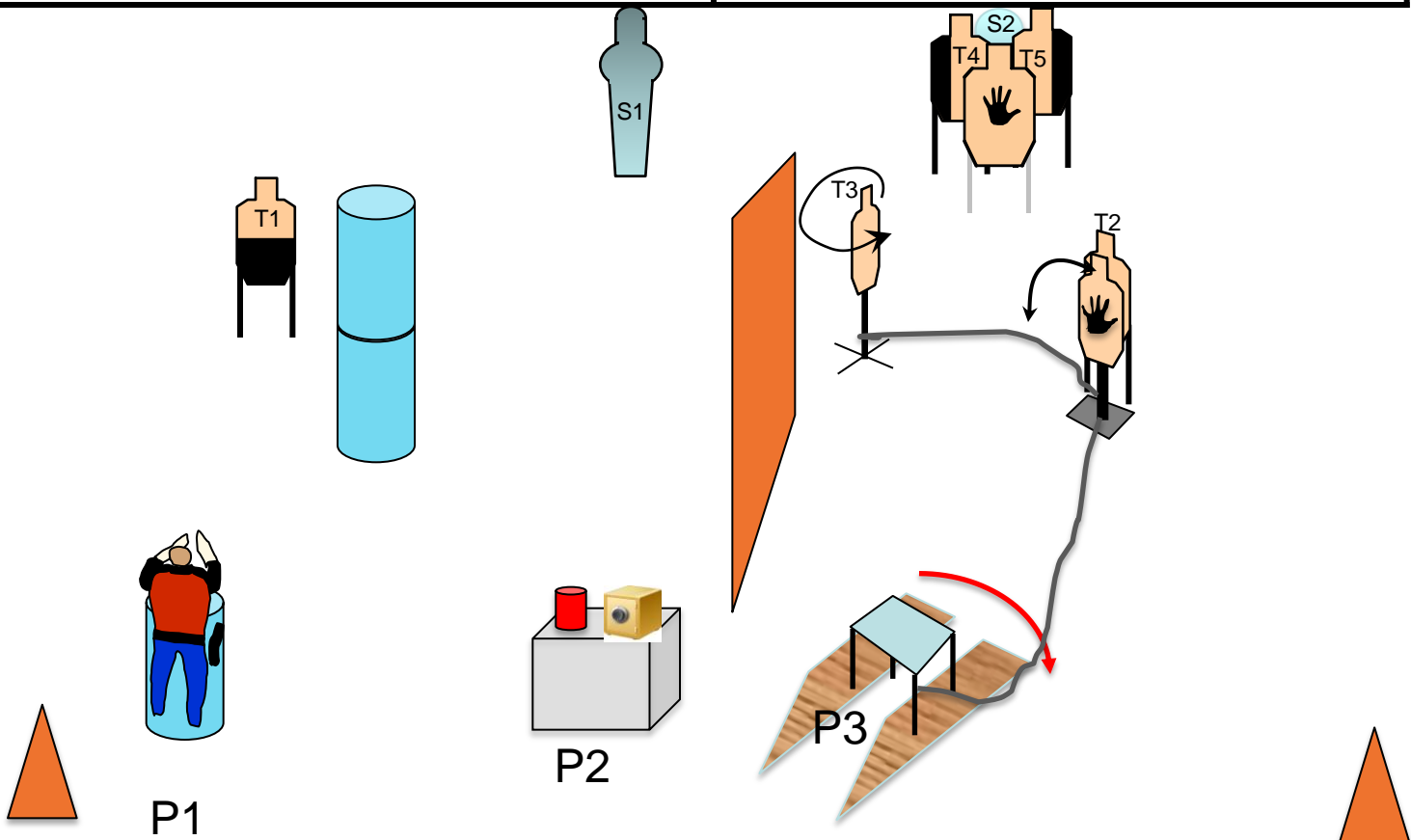


SCENARIO: Your friend has been hit in an attack and your gun is ten feet away. Use his gun to fight your way to yours.

START POSITION: Standing at P1 with hands on the back of the dummy. Shooters' gun loaded to division capacity, chamber empty and stored in safe on table along with all ammo. Range gun is loaded with three rounds only and holstered on dummy.

STRINGS: 1
SCORING: 12 rounds min, Vickers
TARGETS: 5 threat, 2 non threat, 2 Steel
SCORED HITS: Best 2 per target
START-STOP: Audible - Last shot
RULES: Current IDPA Rulebook
CONCEALMENT: NOT Required

STAGE PROCEDURE: On signal, retrieve 'buddy' gun and engage T1 with 2 rounds *while moving* to P2. At P2, discard safe* range gun in bucket and recover shooters' gun from safe, engage S1 if necessary then move to P3, flip over table and engage remaining targets from low cover.



*"Safe" range gun means there are no live rounds in gun or cylinder is open.



Port Malabar Rifle & Pistol Club – IDPA

WRONG SHIRT

TSSA

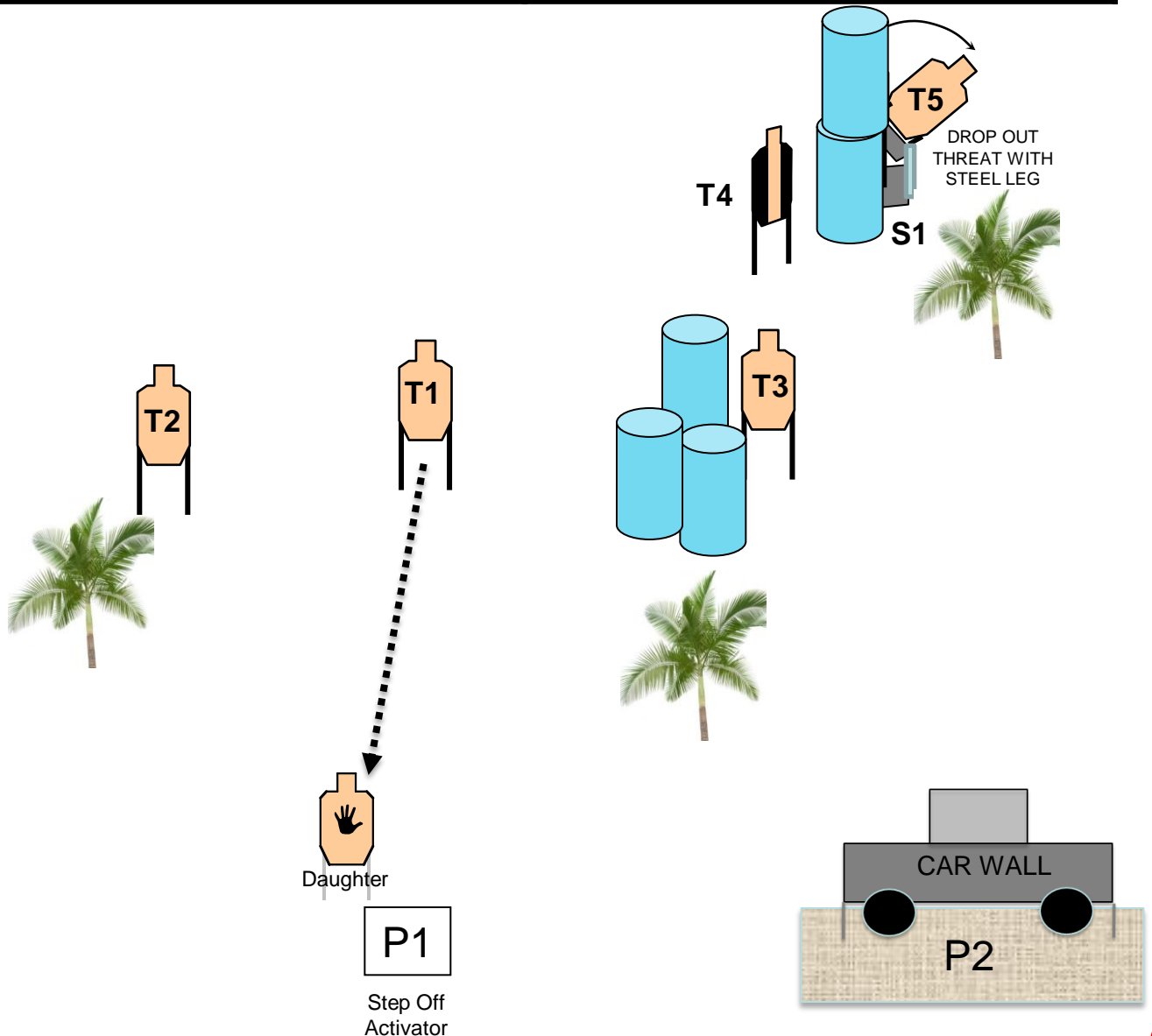


SCENARIO: After a bad end for the other team at your daughters school rival, she is attacked by gang members who want to cut her school shirt off to burn. One gang member pulls out a knife and charges her while his friends hold a gun on you and laugh.

START POSITION: Gun loaded to division capacity, holstered and concealed. Stand on P1 holding phone to ear in strong hand and daughter's shoulder with weak hand.

STAGE PROCEDURE: On signal draw, step off plate then engage targets T1-T2 in tactical priority before they get to your daughter. Move to cover at P2 then engage S1, T3-T5 from under vehicle. All paper targets are engaged with **3 ROUNDS EACH**.

STRINGS: 1
SCORING: 16 rounds min, Vickers
TARGETS: 5 IDPA, 1 non threat, 1 Steel
SCORED HITS: Best 3 per target
START-STOP: Audible - Last shot
RULES: Current IDPA Rulebook
CONCEALMENT: Required



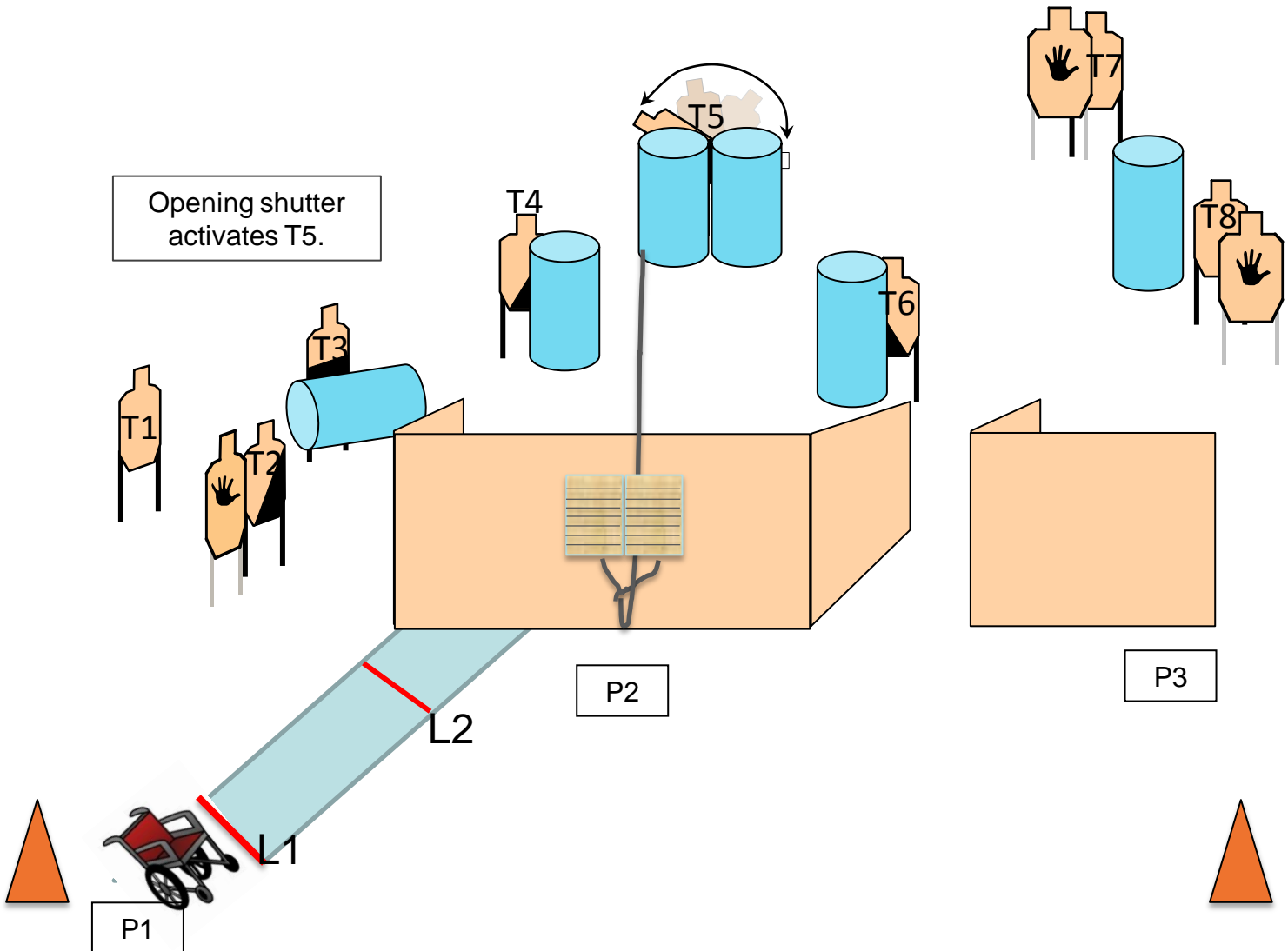
Port Malabar Rifle & Pistol Club – IDPA
Helping a Friend Home
Mike Wiggins Volusia County Gun Hunt Club

SCENARIO: You are helping a wheelchair bound friend home from the range. As you are approaching his house, you notice that strangers are coming from the backyard and start threatening you. You notice kids in the yard also.

START POSITION: Hands on each of the wheelchair handles, gun is loaded to division capacity, holstered and concealed.

STAGE PROCEDURE: At signal, engage T1-T3 while pushing wheelchair (constant movement of chair and shooter is required) to safety, one hand must remain on chair until rear wheels are past line. Move to P2, open window and engage T4-T6 from cover. Engage remaining targets from positions of cover at P3.

STRINGS: 1
SCORING: 16 rounds min, Vickers
TARGETS: 8 threat, 3 non threat, 0 Steel
SCORED HITS: Best 2 per target
START-STOP: Audible - Last shot
RULES: Current IDPA Rulebook
CONCEALMENT: Required





Port Malabar Rifle & Pistol Club – IDPA
Trouble in the Park
Flagler Gun & Archery Club

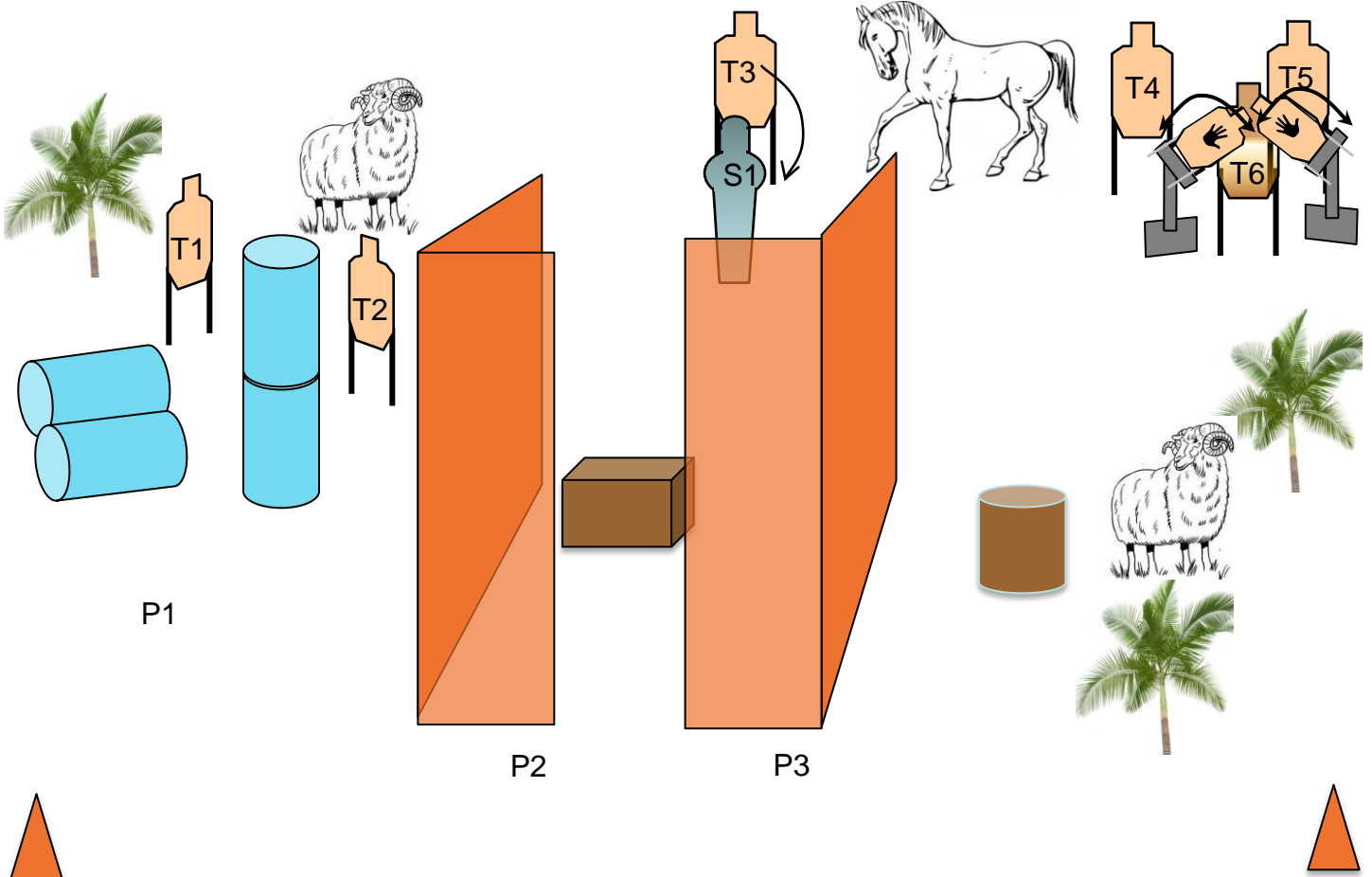


SCENARIO: You are in the dog park with your pooch when the local gang decides to liven up your evening. Those no goodniks are dodging around the kids and dogs, so be careful not to hit any of the friendlies while you try to save the innocents and avoid the lost animals.

START POSITION: Standing at P1, dog leash in your weak hand. Gun is loaded to division capacity, holstered and concealed.

STRINGS: 1
SCORING: 15 rounds min, Vickers
TARGETS: 6 threat, 2 non threat, 1 Steel
SCORED HITS: Best 3 on T1-T2
Best 2 on T3-T6
START-STOP: Audible - Last shot
RULES: Current IDPA Rulebook
CONCEALMENT: Required

STAGE PROCEDURE: On the signal while dragging your dog (he wants to attack) engage T1 & T2 with *three rounds each* in tactical sequence, strong hand only *while moving*. You may drop the dog leash at P2. Engage S1 until down and T3 with 2 rounds. Then from P3 engage T4 –T6 with 2 rounds each.





Port Malabar Rifle & Pistol Club – IDPA

Which Window

Course Designer: PMRPC

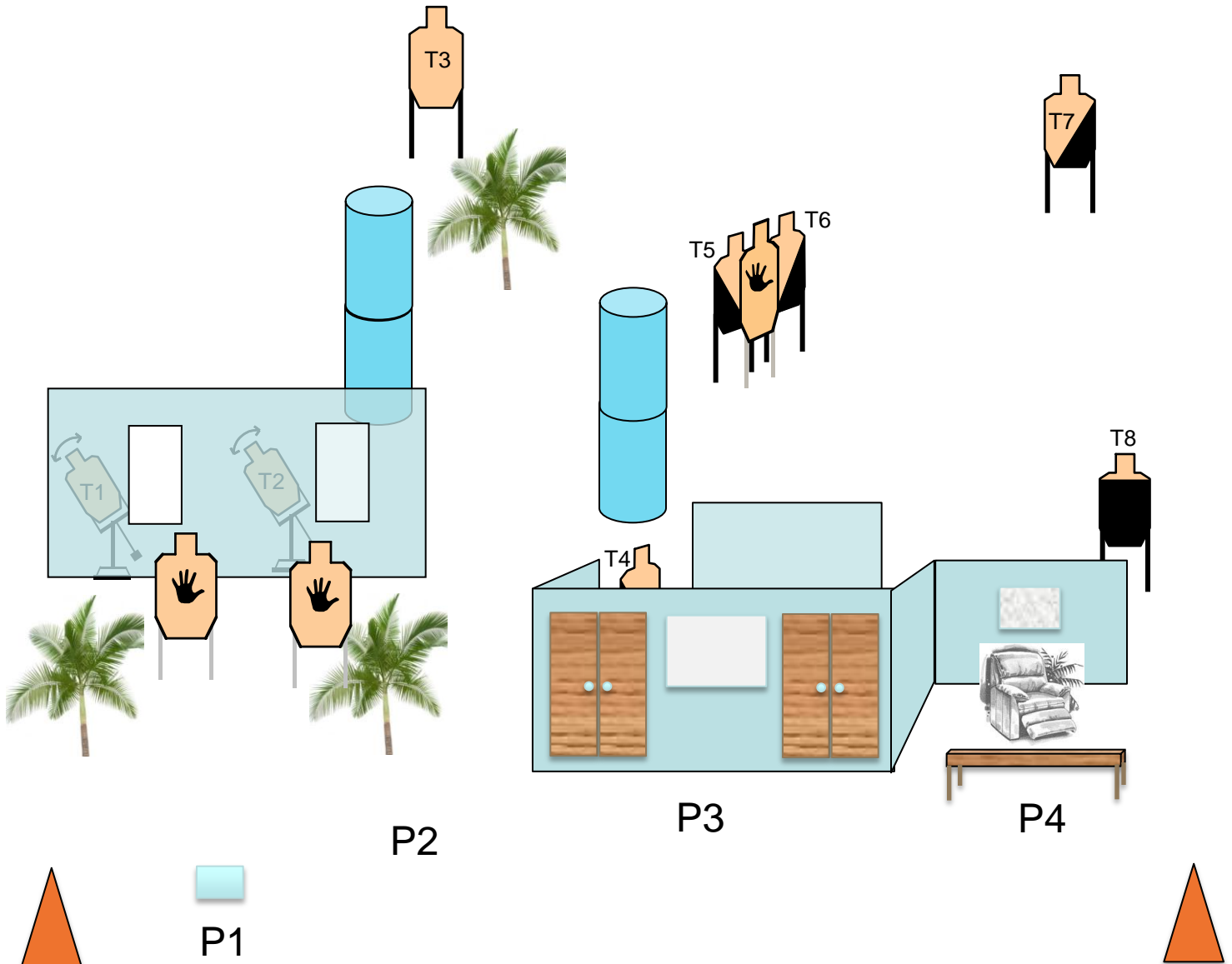



SCENARIO: They are coming, defend your home.

START POSITION: Standing on P1 behind step on plate, gun loaded to division capacity, holstered and concealed.

STAGE PROCEDURE: On signal step on plate and engage T1-T2 with 2 rounds each. Using cover engage T3 then engage all remaining targets from cover at windows of P3 and P4. Stay off furniture.

STRINGS: 1
SCORING: 16 rounds min, Vickers
TARGETS: 8 threat, 3 non threat
SCORED HITS: Best 2 per target
START-STOP: Audible - Last shot
RULES: Current IDPA Rulebook
CONCEALMENT: Required





Port Malabar Rifle & Pistol Club – IDPA
Market Melee
D Pistol Club – Pro Arms – R&D Tactical

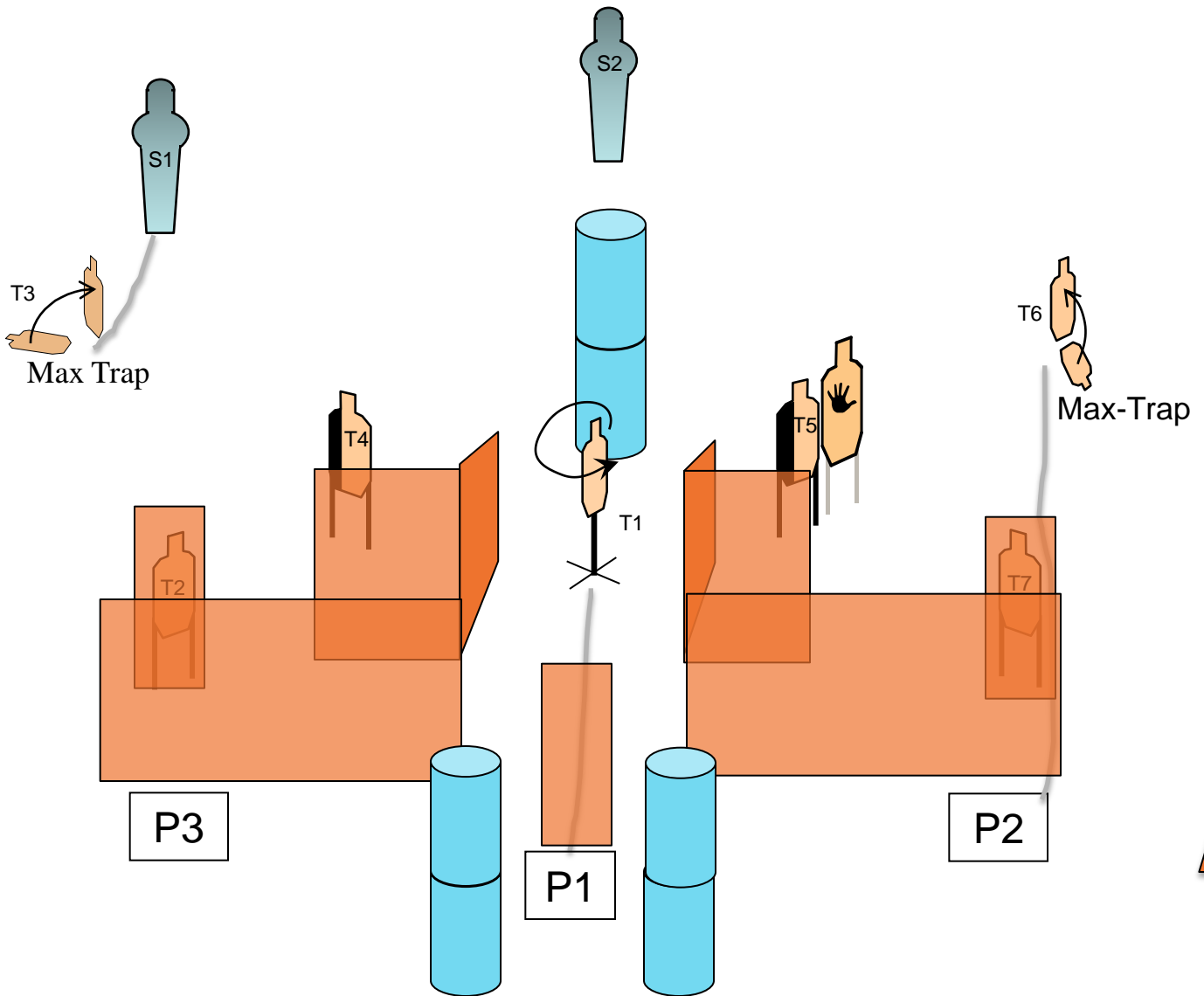


SCENARIO: Your Buddy Zeke, finally got you to go to the Market, you're about marketed out and taking a break, leaning against a column; when suddenly, you hear screaming and gunfire breaks out. Being in an exposed area you run for cover, unfortunately, right in to the teeth of a gunfight. Neutralize who you must, find your escape route & get out of there! Watch your use of cover, those guys will be watching.

START POSITION: Standing at P1, leaning back against either column, arms folded across chest and head touching column. Gun is loaded to division capacity, holstered and concealed.

STRINGS: 1
SCORING: 16 rounds min, Vickers
TARGETS: 7 threat, 2 non threat, 2 Steel
SCORED HITS: Best 2 per target
START-STOP: Audible - Last shot
RULES: Current IDPA Rulebook
CONCEALMENT: Required

STAGE PROCEDURE: On signal, turn then draw, step on activator plate, engage T1 from cover OR while moving to P2 or P3. Engage remaining targets from cover at P2 and P3. Shooter must step on plate at P2 before engaging any targets from that position.





Port Malabar Rifle & Pistol Club – IDPA
Parking Garage Deux
PMRPC

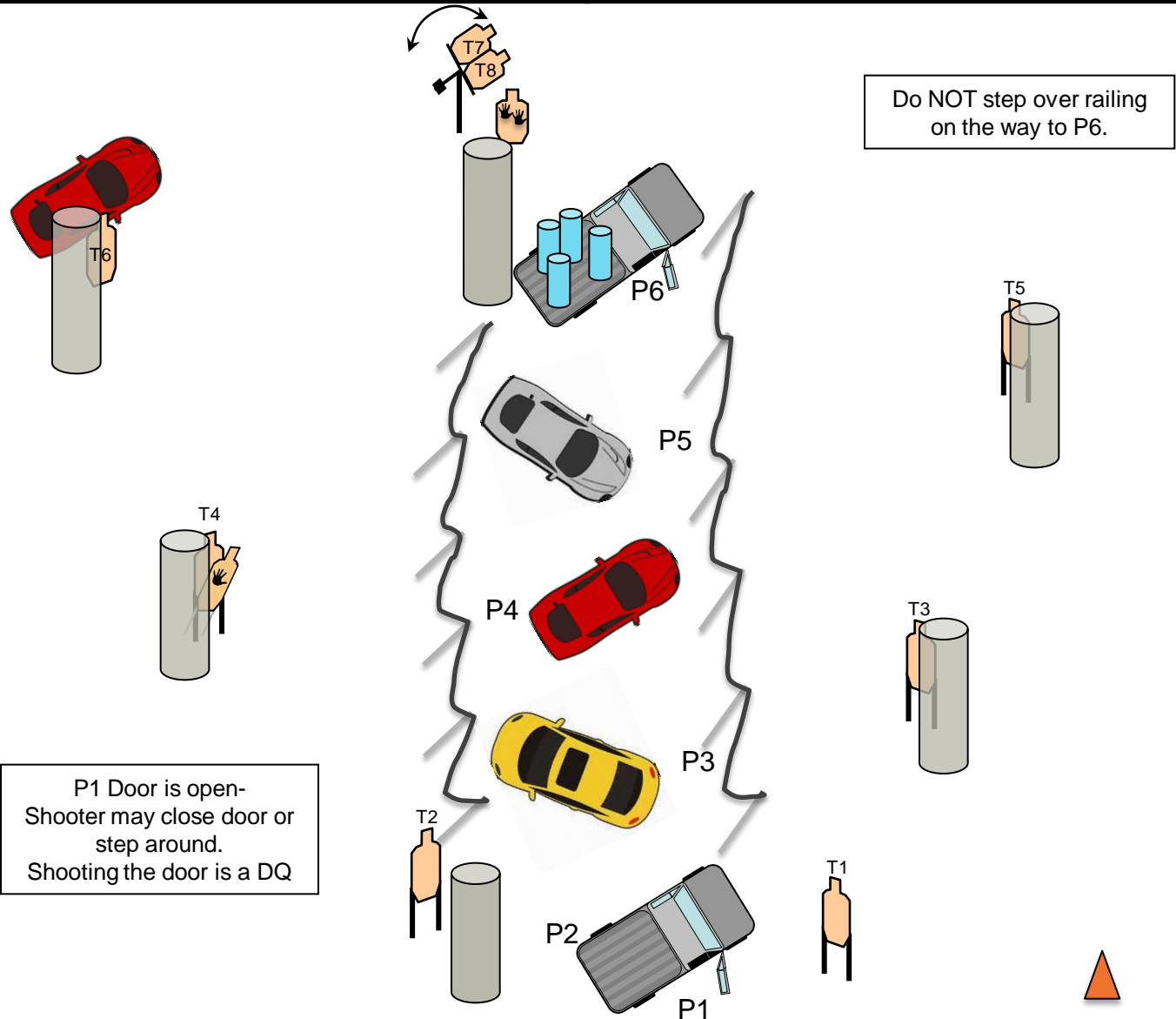



SCENARIO: Attempting to enter your car with gifts for the homeless children you are accosted by robbers set upon taking your vintage Matchbox set. Defend the children.

START POSITION: Standing at P1, gun loaded to division capacity, holstered and concealed, placing the toys on the passenger seat.

STRINGS: 1
SCORING: 16 rounds min, Vickers
TARGETS: 8 threat, 2 non threat, 0 Steel
SCORED HITS: Best 2 per target
START-STOP: Audible - Last shot
RULES: Current IDPA Rulebook
CONCEALMENT: Required

STAGE PROCEDURE: On signal abandon the box and engage T1 while retreating to rear of vehicle. Advancing downrange, engage each target from positions of cover. At P6 Open vehicle door then engage T7-T8 through driver's window.





Port Malabar Rifle & Pistol Club – IDPA

Clear the Office

PMRPC

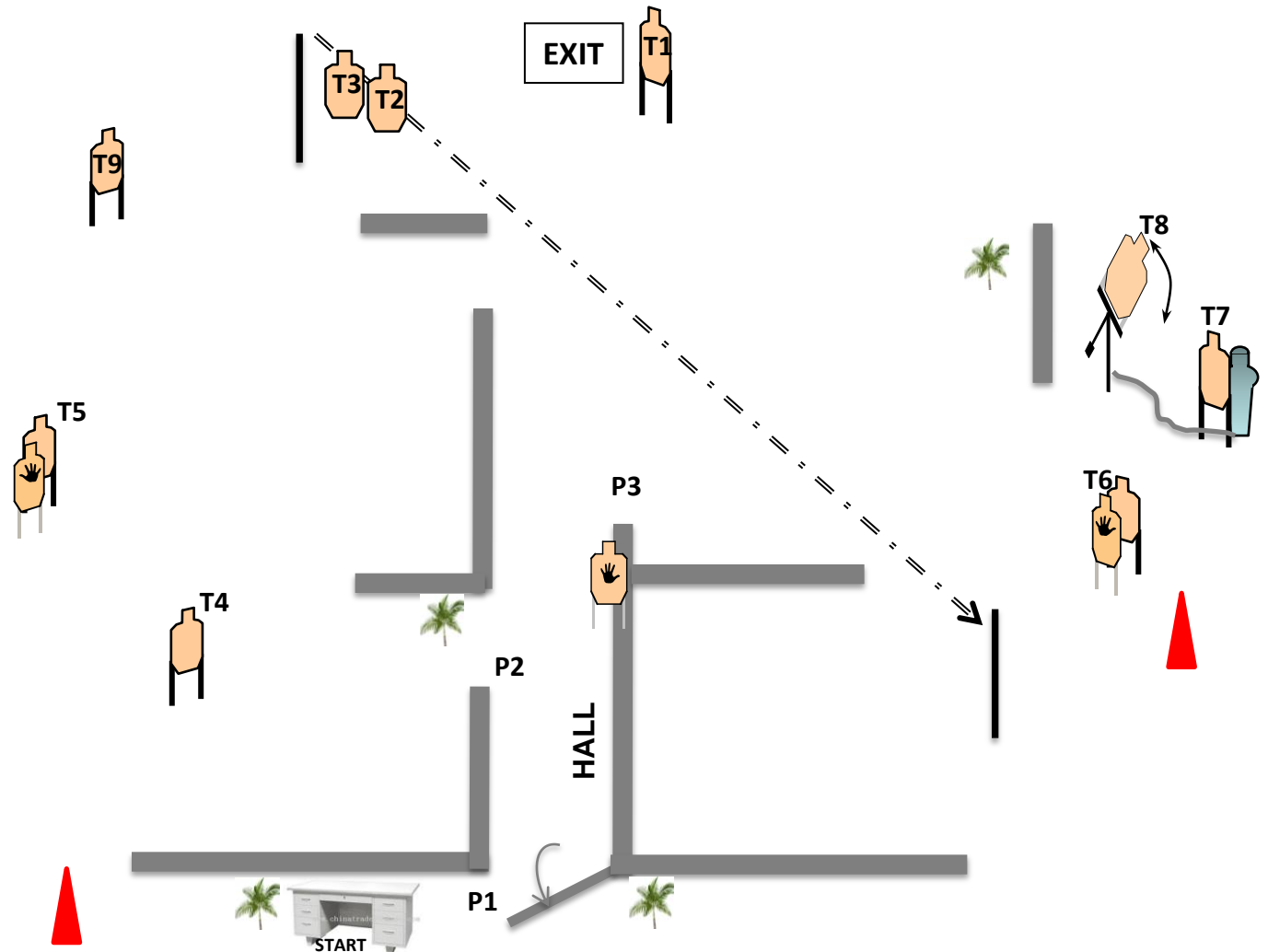


SCENARIO: You are sitting in your cubicle at work when you hear shots and screams. You realize an attack is underway in the other room. Clear your office as you make your way to the exit.

START POSITION: Gun loaded to division capacity, holstered and concealed. Seated at P1 with all fingers touching keyboard.

STAGE PROCEDURE: On signal, open door then engage T1-T3 as they move through hallway. Advance down hall toward EXIT and engage remaining threats from positions of cover P2 – P4. Do not leave the hallway. Steel behind T7 must fall (steel is not scored).

STRINGS: 1
SCORING: 18 rounds min, Vickers
TARGETS: 9 threat, 3 non threat,
SCORED HITS: Best 2 per target
START-STOP: Audible - Last shot
RULES: Current IDPA Rulebook
CONCEALMENT: Required





CENTRAL FLORIDA DEFENSIVE PISTOL ASSOCIATION SLIP SLIDING AWAY



Karl Redinger Central Florida

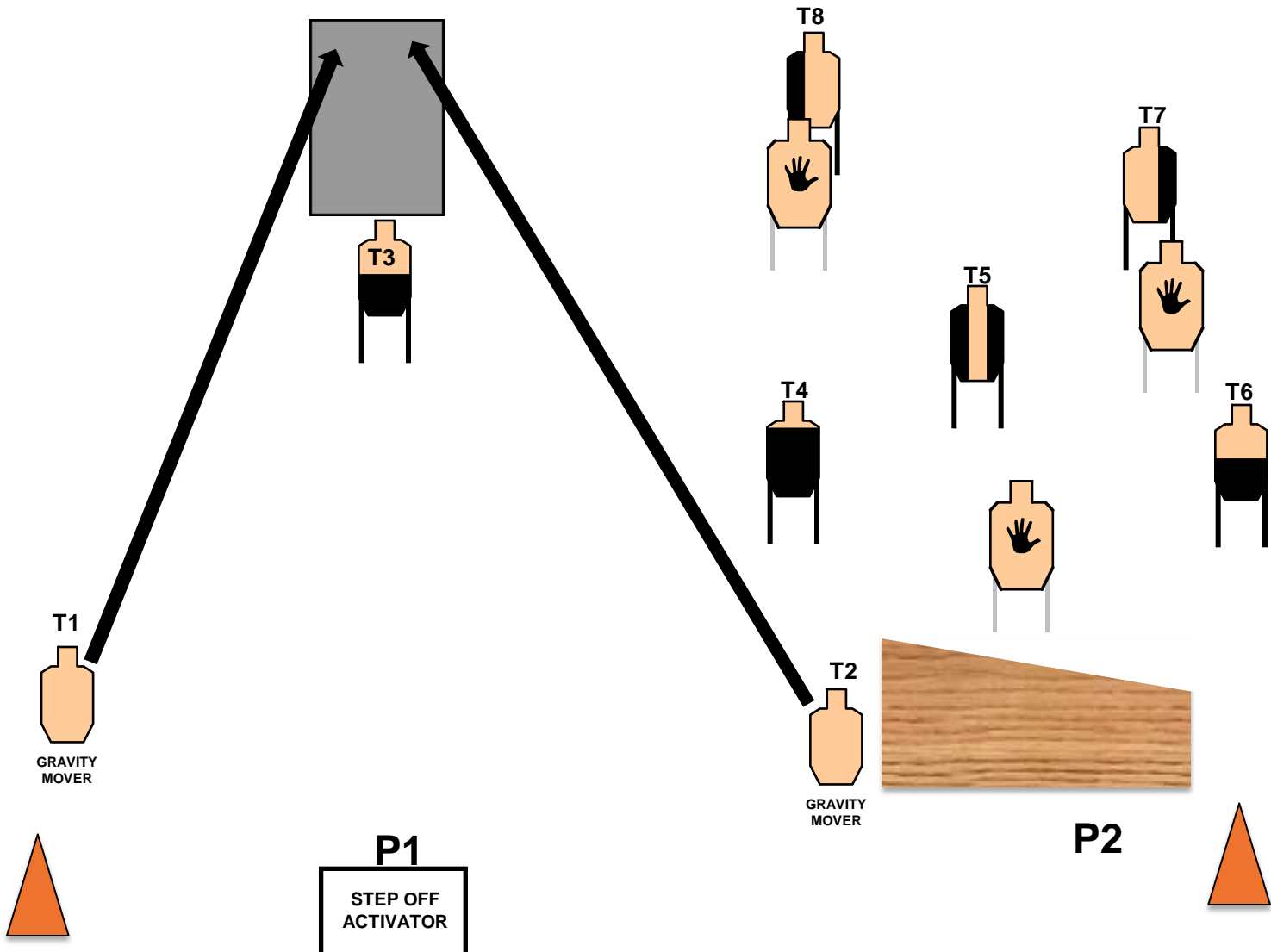
SCENARIO: While at the park playing with your dog, you and others are accosted by a gang of punks. When the situation grows more violent, you have to take action to ensure your safety, along with defending the innocent bystanders.

GUN CONDITION AND START POSITION: Gun loaded to division capacity, holstered and concealed. Standing at P1, facing down range, both hands holding the Frisbee in front of the body.

STRINGS: 1
SCORING: 16 Rounds, Vickers
TARGETS: 8 Threat, 3 NT
SCORED HITS: Best 2 on each Target
START-STOP: Audible Signal – Last Shot
CONCEALMENT GARMENT: Required

PROCEDURE: At the Start Signal, step off the activator plate and engage T1-T3 with 2 rounds each while moving towards P2. Then, from P2 using low cover, engage T4-T8 with 2 rounds each. T3 may not be re-engaged from P2.

NOTES: Activator Plate starts T1 and T2, which move at different rates.





Port Malabar Rifle & Pistol Club – IDPA
OFFICE ATTACK
PMRPC

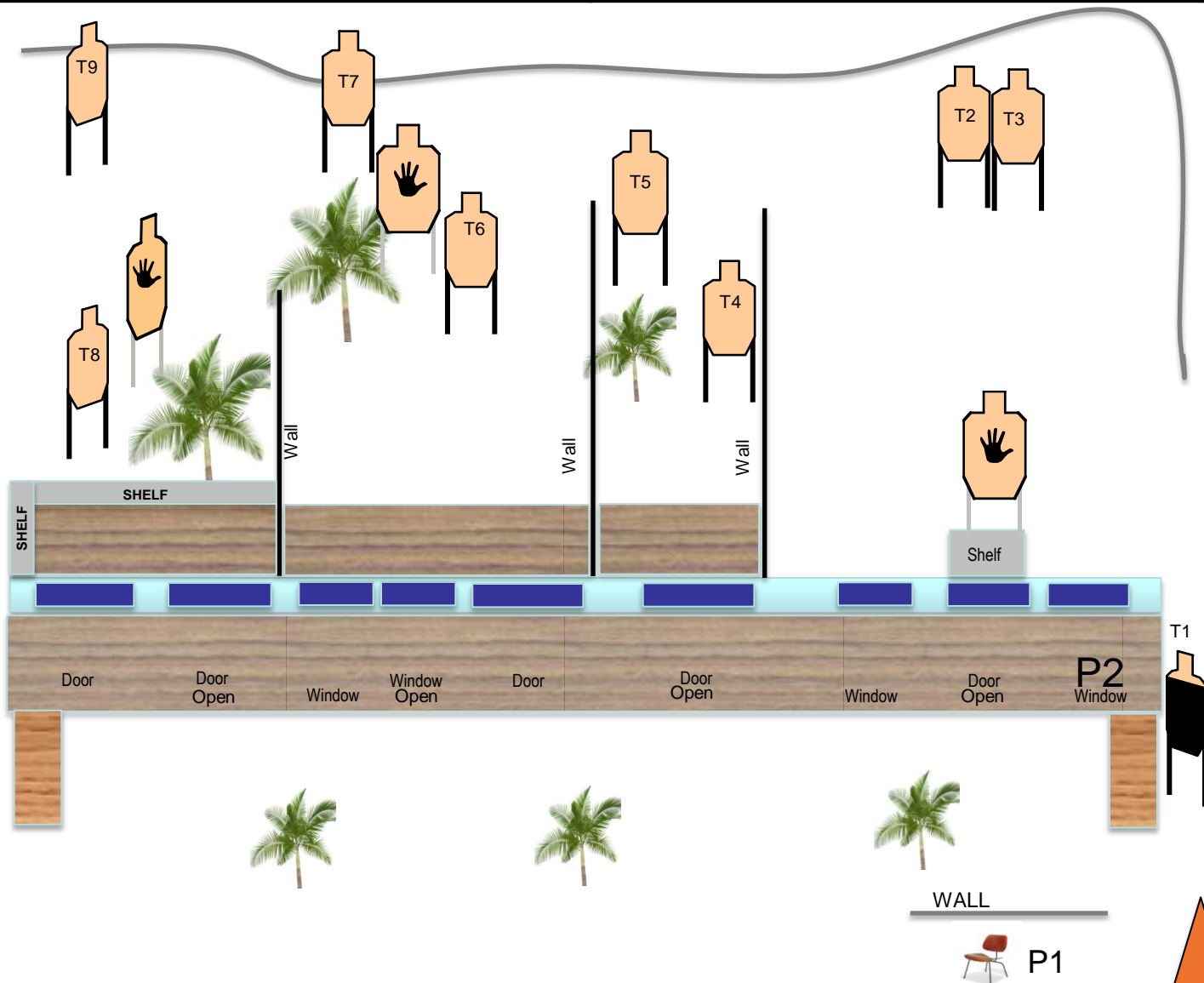


SCENARIO: While sitting in the warehouse of your nursery business, you hear a commotion from the office area just as a gang of warehouse thieves bust in. Save your co-workers!

START POSITION: Seated at P1, hands touching knees. Gun is loaded to division capacity, holstered and concealed.

STRINGS: 1
SCORING: 18 rounds min, Vickers
TARGETS: 9 threat, 3 non threat, 0 Steel
SCORED HITS: Best 2 per target
START-STOP: Audible - Last shot
RULES: Current IDPA Rulebook
CONCEALMENT: Required

STAGE PROCEDURE: On signal, stand, turn then draw and engage T1 from cover. Move to P2 and proceed down boardwalk and engage remaining targets in tactical priority.





Port Malabar Rifle & Pistol Club – IDPA

Going Drag

PMRPC



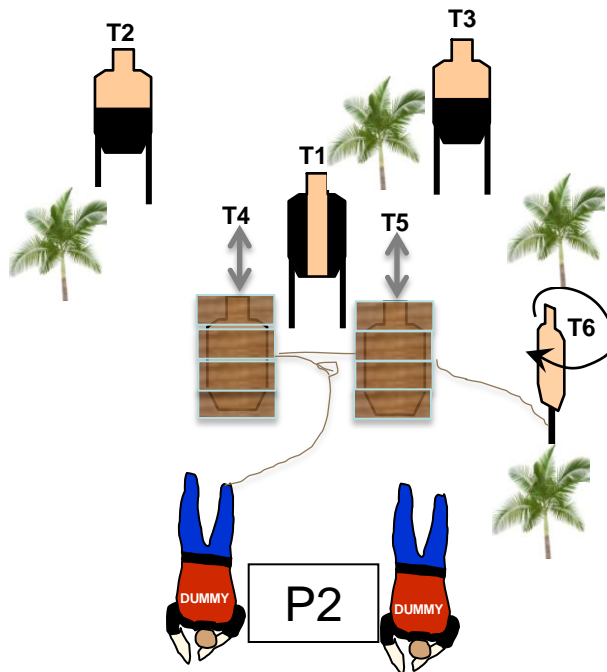
SCENARIO: They get your buddy but you drag him to safety.

START POSITION: Standing at P1- Gun loaded to division capacity, holstered and concealed.

STRINGS: 1
SCORING: 12 rounds min, Vickers
TARGETS: 6 threat, 0 non threat, 0 Steel
SCORED HITS: Best 2 per target
START-STOP: Audible - Last shot
RULES: Current IDPA Rulebook
CONCEALMENT: Required

STAGE PROCEDURE: On signal engage T1-T3 in Tactical PRIORITY while advancing to P2. Grab your downed friend then retreat while engaging remaining targets as they appear.

ALL targets must be engaged while MOVING !



Shooter must traverse centerline of stage.
Dummy may be placed on either side of center path, shooter preference.



Floating 180 Muzzle Safe point.

P1

